



















Name	
ESTIMATION	Estimate
	1 $\sqrt[3]{5.45^2 + 9.9 \times 12.6} =$
	2 $\frac{25^2 \times 4.5}{19.8 - 4.5} =$
	3 $\frac{115 - 8.4^2}{0.539} =$
4 $\frac{\sqrt{352} + 4.51^2}{0.98 - 0.67} =$	
   EXIT TICKET	

Name	
ESTIMATION	Estimate
	1 $\sqrt[3]{5.45^2 + 9.9 \times 12.6} =$
	2 $\frac{25^2 \times 4.5}{19.8 - 4.5} =$
	3 $\frac{115 - 8.4^2}{0.539} =$
4 $\frac{\sqrt{352} + 4.51^2}{0.98 - 0.67} =$	
   EXIT TICKET	

Name	
ESTIMATION	Estimate
	1 $\sqrt[3]{5.45^2 + 9.9 \times 12.6} =$
	2 $\frac{25^2 \times 4.5}{19.8 - 4.5} =$
	3 $\frac{115 - 8.4^2}{0.539} =$
4 $\frac{\sqrt{352} + 4.51^2}{0.98 - 0.67} =$	
   EXIT TICKET	

Name	
ESTIMATION	Estimate
	1 $\sqrt[3]{5.45^2 + 9.9 \times 12.6} =$
	2 $\frac{25^2 \times 4.5}{19.8 - 4.5} =$
	3 $\frac{115 - 8.4^2}{0.539} =$
4 $\frac{\sqrt{352} + 4.51^2}{0.98 - 0.67} =$	
   EXIT TICKET	

Name	
ESTIMATION	Estimate
	1 $\sqrt[3]{5.45^2 + 9.9 \times 12.6} =$
	2 $\frac{25^2 \times 4.5}{19.8 - 4.5} =$
	3 $\frac{115 - 8.4^2}{0.539} =$
4 $\frac{\sqrt{352} + 4.51^2}{0.98 - 0.67} =$	
   EXIT TICKET	

Name	
ESTIMATION	Estimate
	1 $\sqrt[3]{5.45^2 + 9.9 \times 12.6} =$
	2 $\frac{25^2 \times 4.5}{19.8 - 4.5} =$
	3 $\frac{115 - 8.4^2}{0.539} =$
4 $\frac{\sqrt{352} + 4.51^2}{0.98 - 0.67} =$	
   EXIT TICKET	

EXIT TICKET

ESTIMATION

1 $\sqrt[3]{5.45^2 + 9.9 \times 12.6} =$

2 $\frac{25^2 \times 4.5}{19.8 - 4.5} =$

3 $\frac{115 - 8.4^2}{0.539} =$

4 $\frac{\sqrt{352} + 4.51^2}{0.98 - 0.67} =$

ANSWER

5

300

72

150

Who hasn't got it yet.....